



Pre-delivery Inspection Checklist

22 Apr 2019 / 3B7KF23642M238968 / Jaunter X5

Complete

Score	95.73%	Flagged items	5	Actions	3
Site					Sydney
Car Make/Model	Jaunter X5				
Vehicle Identification Number	3B7KF23642M238968				
Dealer	Shining Motors, Inc.				
Location	722 Charles St., Detroit, MI 48226				
Inspected by	Charista Perez				
Conducted on	22.04.2019 11:44 PST				

Flagged items & Actions

5 flagged, 3 actions

Flagged items

5 flagged, 3 actions

Pre-delivery Inspection Checklist / Wheels & Tires

Spare tire

Fail

To Do | Priority High | Due 23.04.2019 09:00 PST | Created by SafetyCulture Staff

Locate spare tire

The spare tire wasn't in the rear compartment when I checked.

Pre-delivery Inspection Checklist / Engine Compartment

Radiator & cap

Fail



Photo 14

To Do | Priority High | Due 23.04.2019 03:00 PST | Created by SafetyCulture Staff

Replace radiator cap

The cap was loosely attached to the radiator, as if the cap was only sitting on top of the radiator but not really closed. It could cause signs of overheating during the road test.

Pre-delivery Inspection Checklist / Engine Compartment

Engine oil level

Fail



Photo 15

To Do | Priority High | Due 23.04.2019 06:00 PST | Created by SafetyCulture Staff

Refill engine oil

The engine oil level was below acceptable levels, so it must be refilled before the road test.

Pre-delivery Inspection Checklist / Road Test

Evidence of overheating

Fail

Due to loose radiator cap up for replacement

Pre-delivery Inspection Checklist / Convenience

Service book & history

Fail

Should be updated before given to the customer

Other actions

0 actions

Pre-delivery Inspection Checklist

5 flagged, 3 actions, 95.73%

Take photos of the vehicle from all sides



Photo 1



Photo 2




Photo 3

Body Exterior

100%

Glass

Pass

Door locks/operation

Pass

Fully operational




Photo 4

Fuel filler cover/petrol cap

Pass

General bodywork condition

Pass



Photo 5

Corrosion

Pass




Photo 6

Wheels & Tires

1 flagged, 1 action, 80%

Front right tire

Pass

Front left tire

Pass

Rear left tire

Pass

Looks good




Photo 7

Rear right tire

Pass

Spare tire

Fail

To Do | Priority High | Due 23.04.2019 09:00 PST | Created by SafetyCulture Staff

Locate spare tire

The spare tire wasn't in the rear compartment when I checked.

Interior & Luggage Compartment

100%

Seat mechanism

Pass

Works okay




Photo 8

Seat belts

Pass

Internal mirrors

Pass

Boot/tailgate lock

Pass

Electrical Controls

100%

Ignition lock/starting system

Pass

Battery charging system

Pass



Photo 9

Headlights

Pass



Photo 10

Side lights/running lights

Pass

Rear lights & number plate illumination

Pass

Brake lights

Pass

Indicator & hazard lights

Pass

Reverse & fog lights

Pass

Auxiliary lights

Pass

Panel lights/dashboard illumination

Pass



Photo 11

Switches & controls

Pass

Instrument/controls function

Pass

Horn

Pass




Photo 12

Windows & sunroof operation

Pass

Wipers & jet washers

Pass



Brakes

100%

Master cylinder security	Pass
Fluid leaks	Pass
Servo/power system	Pass
Flexible hoses	Pass
Pipes/unions & connections	Pass
Properly routed	
Discs & pads	Pass
Hand brake operation/adjustments	Pass
Hand brake linkage	Pass
Pedal/linkage	Pass

Engine Compartment

2 flagged, 2 actions, 90%

Coolant level	Pass
Coolant leaks	Pass
Antifreeze	Pass
Radiator & cap	Fail



Photo 14

To Do | Priority High | Due 23.04.2019 03:00 PST | Created by SafetyCulture Staff

Replace radiator cap

The cap was loosely attached to the radiator, as if the cap was only sitting on top of the radiator but not really closed. It could cause signs of overheating during the road test.

Hoses & pipes	Pass
Drive belts	Pass

Water pump	Pass
Power steering fluid level	Pass
Clutch fluid level	Pass
Brake fluid level	Pass
Engine oil level	Fail



Photo 15

To Do | Priority High | Due 23.04.2019 06:00 PST | Created by SafetyCulture Staff

Refill engine oil

The engine oil level was below acceptable levels, so it must be refilled before the road test.

External engine leaks	Pass
Engine mounts	Pass
Turbo/supercharger	Pass
Fuel pump & pipes	Pass




Photo 16

Accelerator linkage	Pass
Cold starting	Pass
Fast idle when engine cold	Pass
Noise level when engine cold	Pass
Excess fumes/smoke	Pass
Clutch & Transmission	100%
Fluid/oil leaks	Pass

Cables/adjustment	Pass
Hydraulic system	Pass
Linkages (check for signs of wear)	Pass
Casings	Pass
Mountings	Pass
Drive shaft assemblies	Pass
Universal & sliding joints	Pass
Clutch backlash	Pass
Rubber gaiters	Pass
Propshaft(s)	Pass
Bearings & supports	Pass

Exhaust System

100%

Inlet manifold	Pass
Outlet manifold	Pass
Pipes	Pass




Photo 17




Photo 18

Silencer(s)	Pass
Heat shields & mountings	Pass
Joints & couplings	Pass
Catalytic converter	Pass
Overall system condition	Pass

Fuel System

100%

Fuel tank	Pass
Fuel tank fixings	Pass
Fuel lines	Pass
Breather pipes	Pass
Evidence of leaks	Pass
Suspension, Underframe & Steering	100%
Engine underside leaks	Pass
Steering joints & ball joints	Pass
Steering rack	Pass
Chassis members	Pass
Power steering	Pass
Wheels, hubs & bearings	Pass
Springs & suspension unit	Pass
Pipes & hoses	Pass
Dampers & bushes	Pass
Gaiters	Pass
Sub frames & mountings	Pass
Suspension arms, mountings & fixings	Pass
Tie bars & anti-roll bars	Pass
Anti roll-bar	Pass
Evidence of floor/chassis corrosion	Pass
Bumper stops & gaiters	Pass
Road Test	1 flagged, 93.33%
Engine - performance	Pass

Engine - noise	Pass
Engine - excessive fumes or smoke	Pass
Evidence of overheating	Fail
Due to loose radiator cap up for replacement	
Gearbox operation & noise level	Pass
Final drive operation & noise level	Pass
Clutch operation	Pass
Cooling fan operation	Pass
Instruments & controls functioning	Pass
General steering & handling	Pass
Footbrake operation	Pass
Hand brake operation	Pass
Suspension noise	Pass
Road holding stability	Pass
Warning lights	Pass

Convenience

1 flagged, 66.67%

Owners manual	Pass
Service book & history	Fail
Should be updated before given to the customer	
Keys & remote controls	Pass

Completion

Additional Observations

Overall, the vehicle is in good working condition. Must replace the radiator cap and perform another road test before handing it over to the customer.

Name & Signature of Vehicle Inspector

Charista Perez

Christ Jones

22.04.2019 12:50 PST

Appendix



Photo 1



Photo 2



Photo 3



Photo 4



Photo 5



Photo 6



Photo 7



Photo 8



Photo 9



Photo 10



Photo 11



Photo 12



Photo 13



Photo 14



Photo 15



Photo 16



Photo 17



Photo 18